

Animal Health and Antibiotic Resistance

A Livestock Data Analysis

Antibiotics are a cornerstone of modern medicine. However, unnecessary use can lead to ‘resistant’ bacterial infections where antibiotics may no longer work. It is a challenge that cuts across human, environmental and animal health and requires action in all domains. While the animal health sector has worked for many years to support responsible use and manage antimicrobial resistance (AMR), the United Nations acted in 2016 by issuing a ‘Declaration’ signed by 193 countries that committed the world to jointly act.¹ This built greater momentum for collective action in animal health, including increasing use of vaccines and diagnostics, improving cooperation across the value chain, and better optimizing antibiotic use.

The result has been:

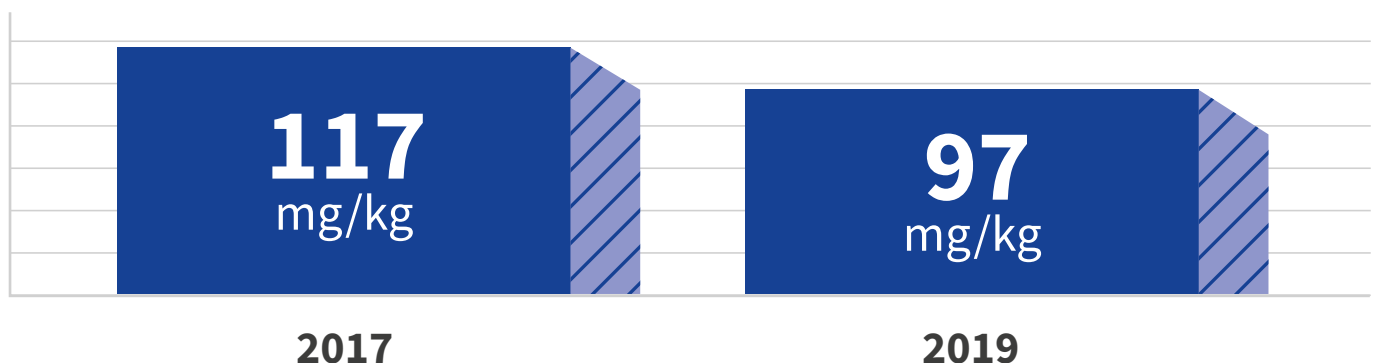
- 1) Animals need fewer antibiotics:** Use and sales of antibiotics in animals are falling across the world as adoption of preventative tools like vaccines grows, reducing the risk of illness and the need for treatment.
- 2) Resistance in animals remains low:** Monitoring of bacterial infections in animals shows that resistance to critically important antibiotics, in general, remains low and these medicines remain highly effective in animals.
- 3) Risk of AMR transfer from animals remains low:** Animals and food-borne illness are a risk for AMR transfer, but research shows that the primary source of AMR-resistant infections in people remains other people.
- 4) Protecting people requires a One Health approach:** While animal health has taken action, resistance and antibiotic use in humans has risen, which is why a One Health approach is crucial.

Taken together, these results show how responsible use efforts in animals are meeting the objectives of the WHO Global Action Plan on AMR, which focuses on prevention and optimizing use, not simply on reductions.

Animals need fewer antibiotics

Global antimicrobial use in animals is declining

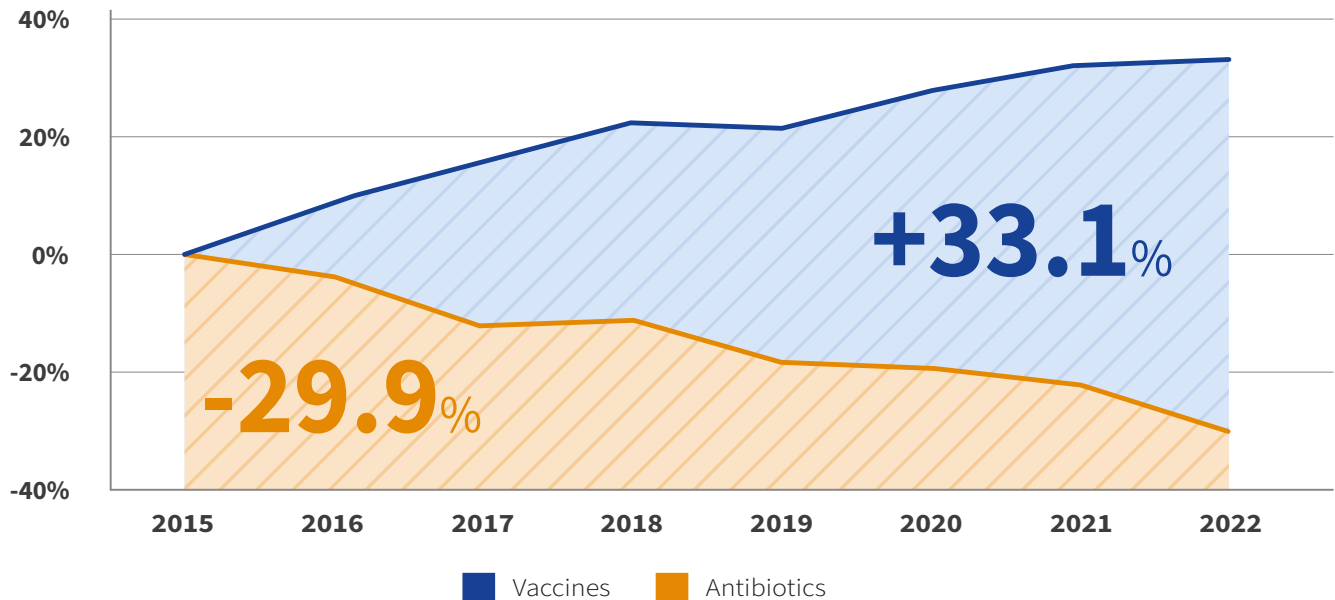
The World Organisation for Animal Health collects global antimicrobial use data and found that “global antimicrobial use in animals has declined by 13% in 3 years,” providing the following figures.² Comparisons with human use are unfortunately not possible as this type of data is not widely collected in human health.



Prevention is reducing the need for antibiotics

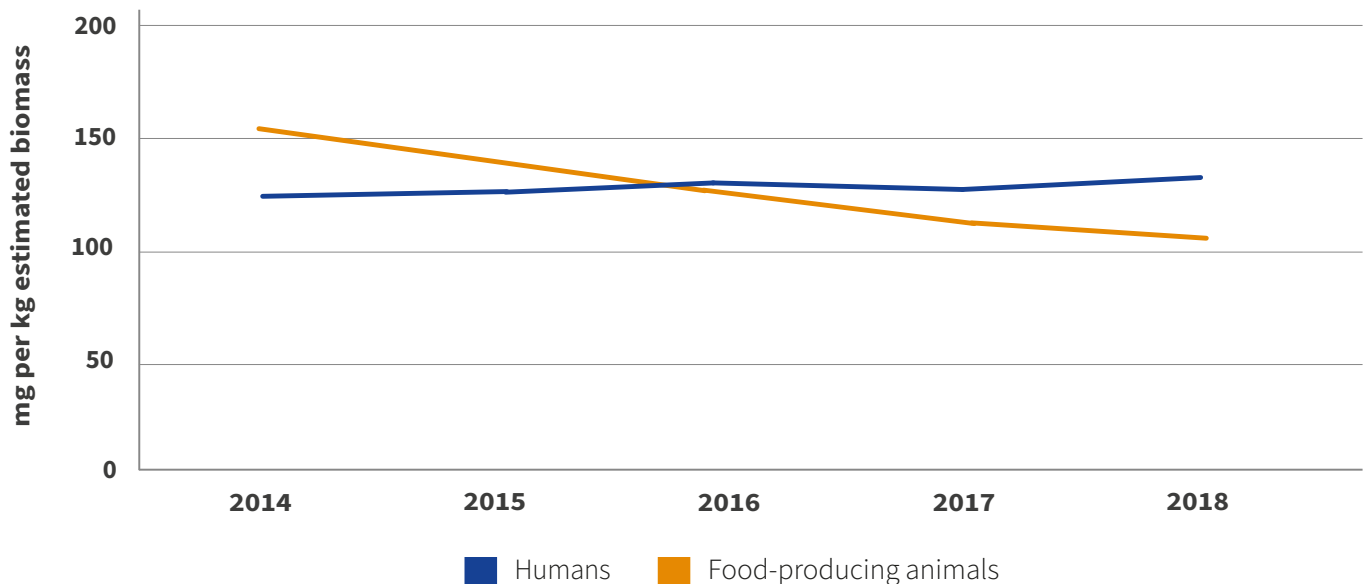
Data from the world's largest animal health companies shows how declines in antimicrobial sales are mirrored by increases in vaccine sales. Prevention reduces the need for treatment.

Global Livestock Vaccine vs Antibiotic Sales, Percent Change (2015 Euros)³



“More progress in agriculture than in the human sector”

Antibiotics consumption in the EU/EEA, 2014–2018⁴



A recent report on antimicrobial use in the EU from the European Medicines Agency (EMA), European Food Safety Authority (EFSA), European Centre for Disease Control (ECDC) and OECD found there was “more progress in agriculture than in the human sector” and since 2016, “average consumption of antibiotics in humans is now higher than in food-producing animals”.⁴

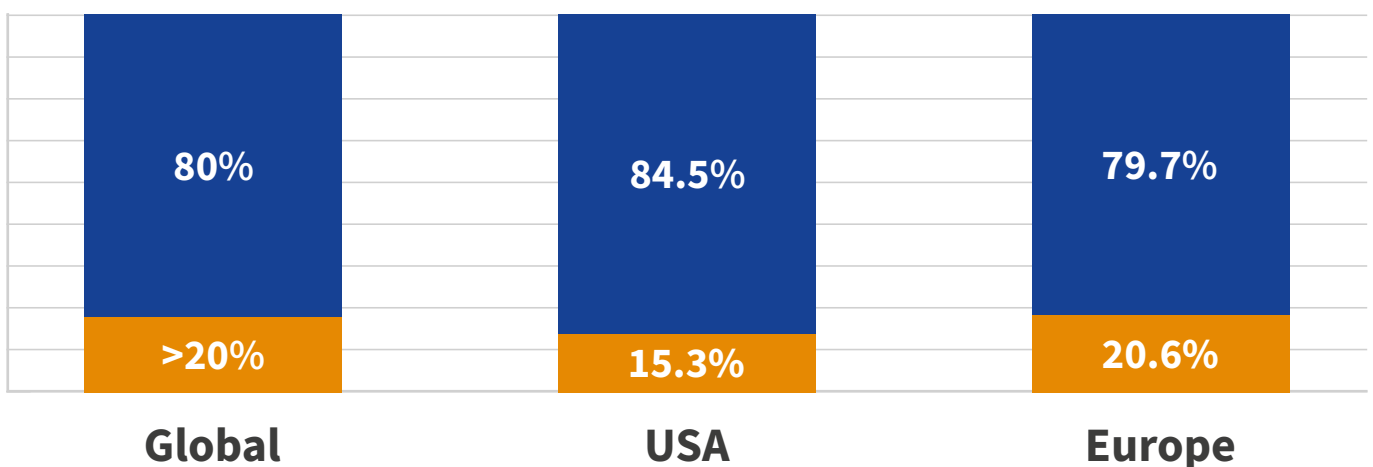
Antibiotic resistance in animals remains low

Critically important antibiotics are a fraction of overall animal use

The WHO maintains a list of ‘critically important’ antibiotics classes (CIAs) for human health. Some of these are also authorized for use in animals, however these account for “less than 20% of antimicrobials used in animals” according to the World Organisation for Animal Health (WOAH).⁵ Most are also considered ‘Veterinary Critically Important Antibiotics’ by WOAH which means they are “essential” for animal use with no “sufficient alternatives”.

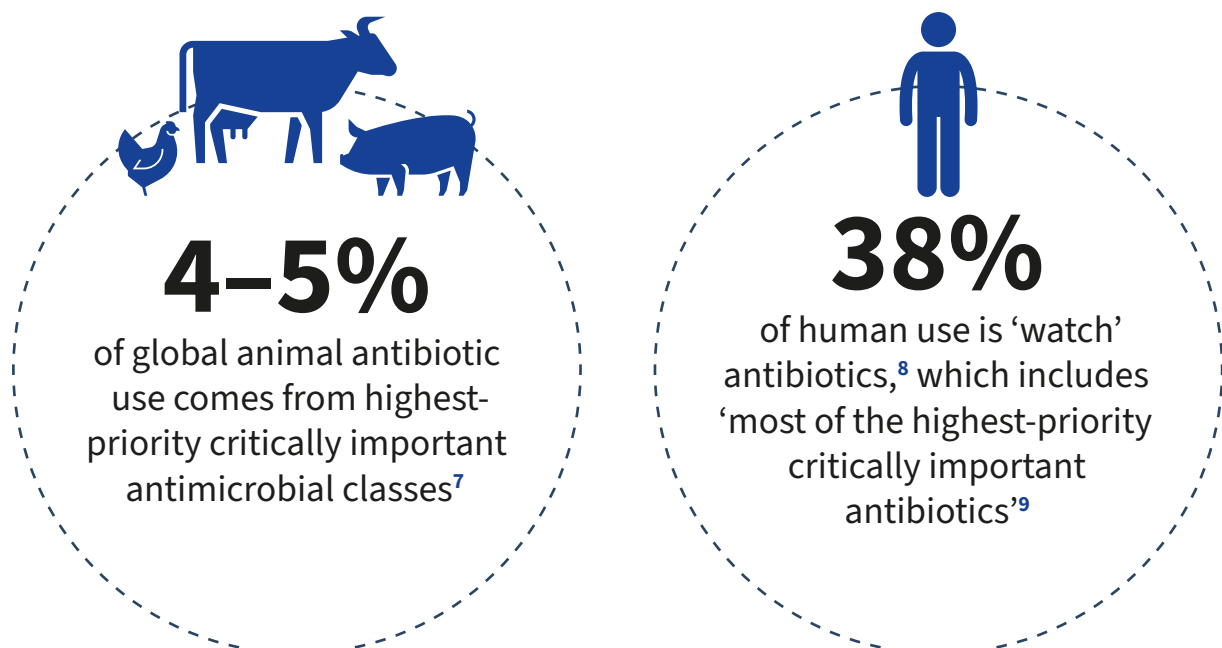
Antibiotic Use in Animals (Critically Important vs Other Classes)⁶

■ Critically important antibiotics
 ■ Other antibiotics



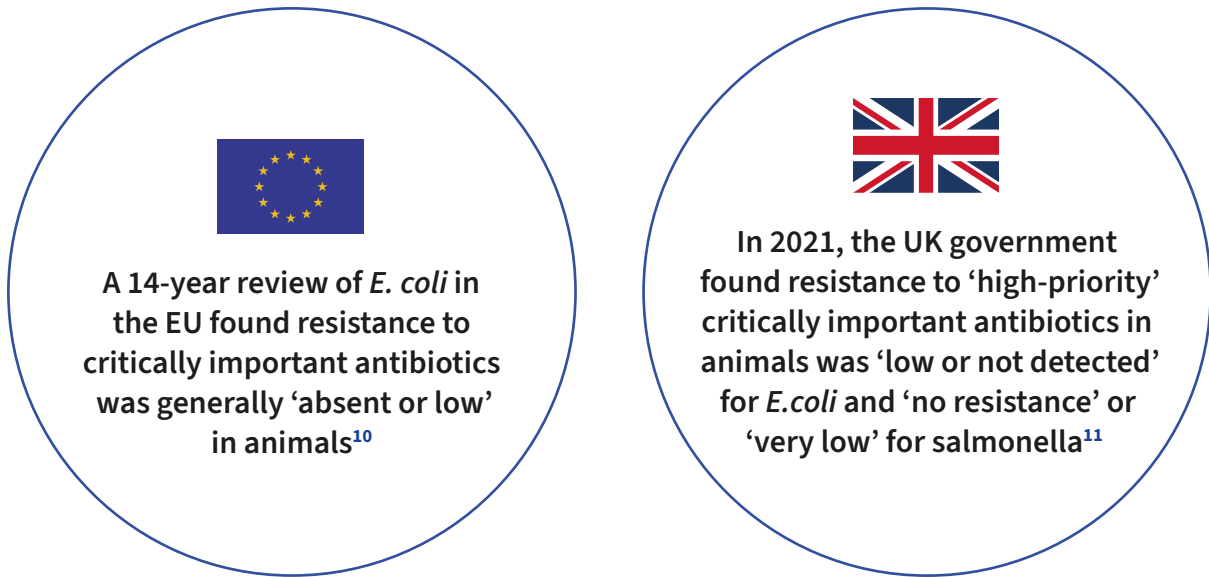
Only five percent of animal use is ‘highest-priority’ antibiotics

Comparing human and animal use of critically important antibiotics (CIAs) is challenging. This is because human health relies on WHO’s AWaRe classification for evaluating use, while animal health relies upon the WHO’s Medically Important Antibiotics list. However, the ‘Watch’ category in AWaRe includes “most of the highest-priority critically important antibiotics” (HP-CIAs). This allows for a limited comparison between people and animals focused on these highest priority medicines.



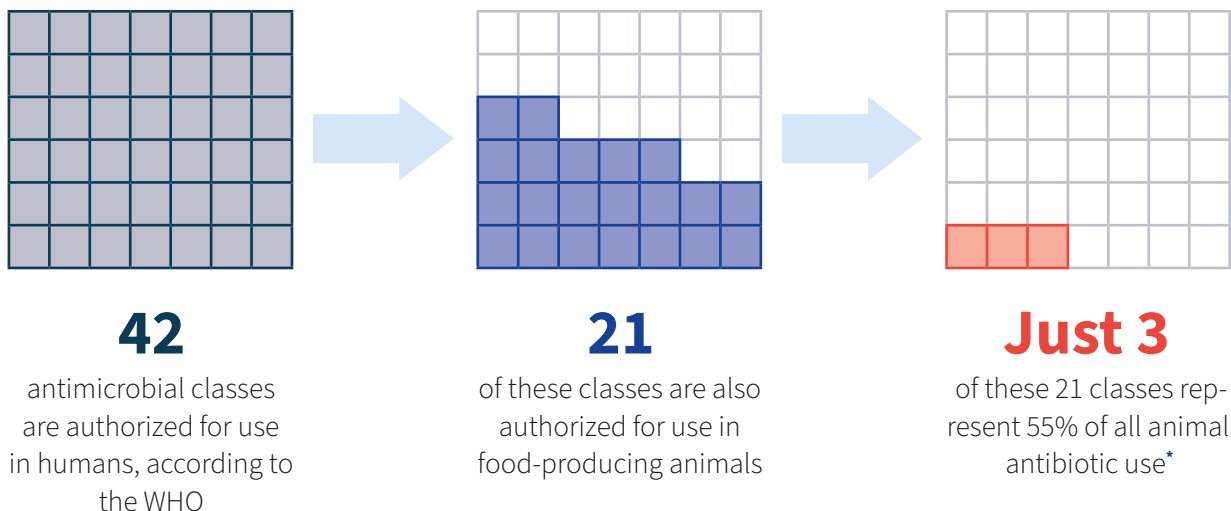
Resistance to 'critically important' antimicrobials in animals is low

Animal medicines companies and governments regularly monitor resistance to critically important antimicrobials (CIAs) in animals. Their results show that resistance to CIAs remains generally low or absent.



Risk of AMR Transfer from animals remains low

Most animal antibiotic use comes from just three of the 42 antimicrobial classes available for humans¹²



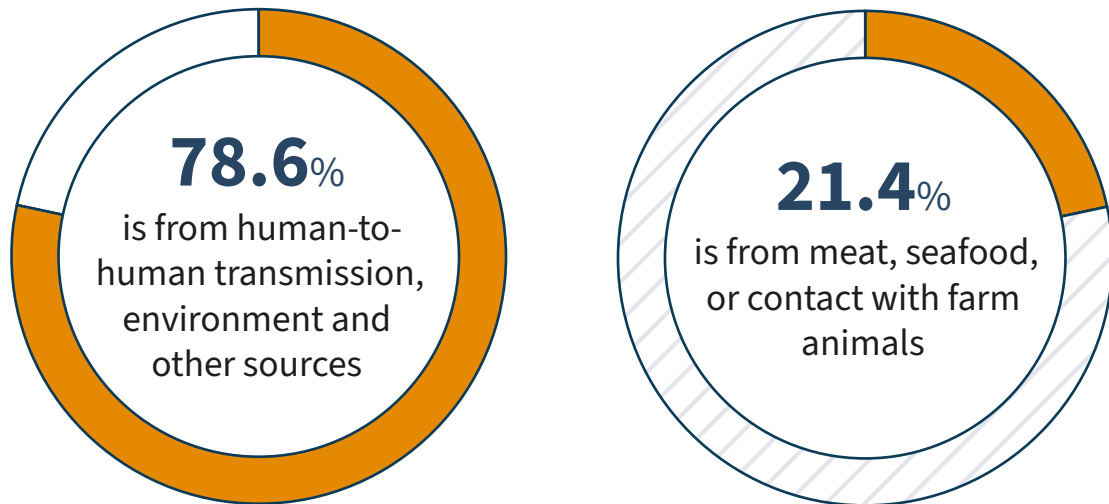
This limited overlap in antibiotic classes means the risk of animals transferring resistant bacteria that would affect the wide range of antibiotic classes available to people is greatly reduced.

*Penicillins, tetracyclines, and sulfonamides.

Most antibiotic resistant bacteria in people do not come from livestock

Livestock can share antibiotic-resistant bacteria with people through food-borne illness or direct contact with animals. However, studies have found the majority of antibiotic-resistant bacteria are transferred through person-to-person contact, particularly in healthcare settings.

A recent Lancet study analyzed over a decade of data in the Netherlands to identify the source of resistant *E. coli* genes in people.¹³ They found:



This finding is supported by other studies from around the world:



The UK's National Institute for Health and Care Research found in another Lancet Study of resistant *E. Coli* strains – “**non-human reservoirs made little contribution to invasive human disease.**”¹⁴



A study in England examined *E. Coli* strains in both livestock and people, finding that “**there was limited evidence that antimicrobial-resistant pathogens associated with serious human infection had originated from livestock.**”¹⁵



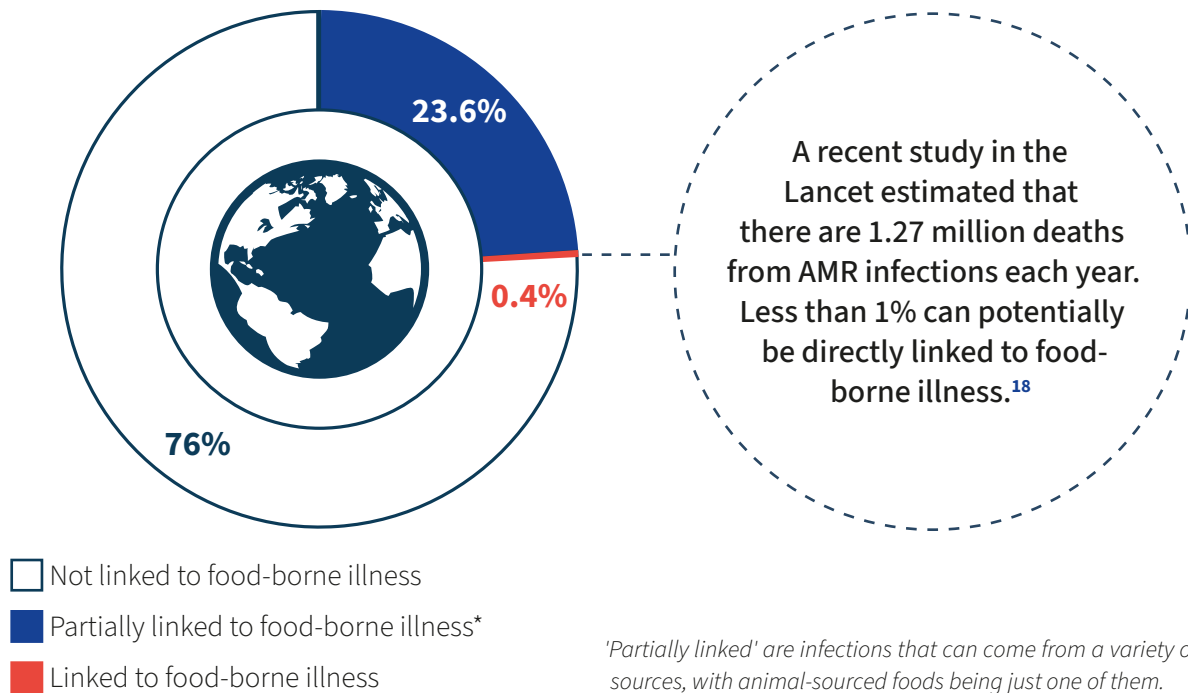
Researchers on Reunion Island where “AMR is a major problem” found that “**livestock have very little effect on the acquisition of [resistant *E.coli*] by humans...**”¹⁶

These studies, when taken together, are why a recent comprehensive literature review¹⁷ in the Journal of Veterinary Science by researchers across Canada and Europe concluded:

“Most recent studies have reported that livestock have little contribution to the acquisition of AMR bacteria and/or AMR genes by humans”

Livestock have a limited impact on the burden of resistant bacterial disease in people

Animal-sourced foods are considered the primary pathway where antibiotic-resistant bacteria could potentially migrate from livestock to wider human populations. Currently, these food-borne illnesses are only a small portion of the overall 'burden' of antibiotic-resistant disease.



The U.S Centers for Disease Control has identified the 18 AMR 'threats', which are "the most alarming antibiotic-resistant germs."¹⁹



Only 2 of these have a potential direct link to livestock.

These 18 threats cause:

49,000

deaths per year in the U.S.

The two directly linked to **livestock** account for

0.2%

of this total

- Carbapenem-resistant Acinetobacter
- Drug-resistant Salmonella serotype Typh
- Drug-resistant Streptococcus pneumoniae
- Candida (C. auris)
- Drug-resistant Candida
- Drug-resistant Shigella
- Clostridioides difficile (C. difficile)
- Extended-spectrum beta-lactamase
- Clindamycin-resistant group B Streptococcus
- Erythromycin-resistant group A Streptococcus
- Carbapenem-resistant Enterobacteriaceae (CRE)
- Vancomycin-resistant Enterococci (VRE)
- **Drug-resistant Campylobacter**
- **Drug-resistant nontyphoidal Salmonella**
- Drug-resistant Tuberculosis (TB)
- Drug-resistant Neisseria gonorrhoeae (N. gonorrhoeae)
- Multidrug-resistant Pseudomonas aeruginosa (P. aeruginosa)
- Methicillin-resistant Staphylococcus aureus (MRSA)



Protecting People Requires a One Health approach

Focusing only on animals does not reduce human AMR

Antibiotic resistance is a One Health issue, which means coordinated action is necessary across humans, animals and environment in order to make a difference.



Study from University of Edinburgh explored the relationship between animal use and human AMR, finding that **“curtailing the volume of antibiotics consumed by food animals has, as a stand-alone measure, little impact on the level of resistance in humans”**.²⁰

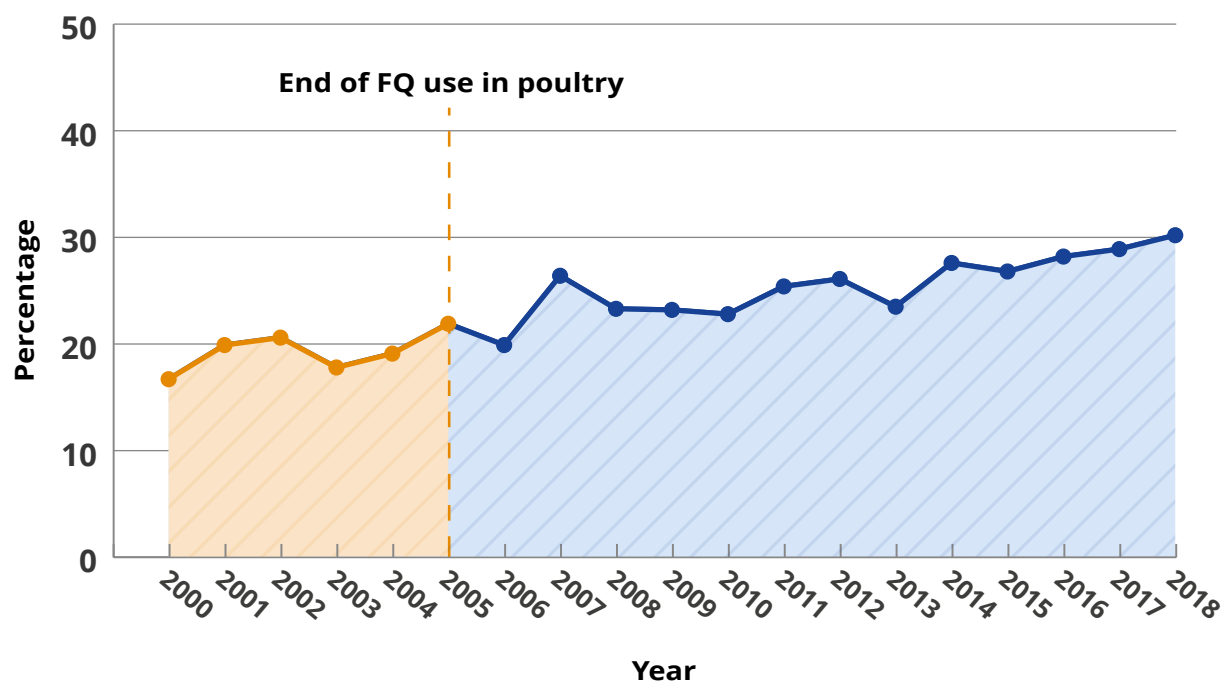
CASE STUDY: Fluoroquinolones in the United States

In 2005, the U.S. halted the use of fluoroquinolones (FQ) in poultry and any extra-label usage in other food animals due to potential that use of these medicines was contributing to rising FQ-resistant campylobacter infections in people.²¹

However, US government data shows that the rate of FQ-resistant infections in people continued to steadily rise even after use of these medicines was halted in poultry, from just under 20% in 2004 to over 30% today.

This suggests that taking action only in animal use has little effect on human AMR levels, as the University of Edinburgh study found.

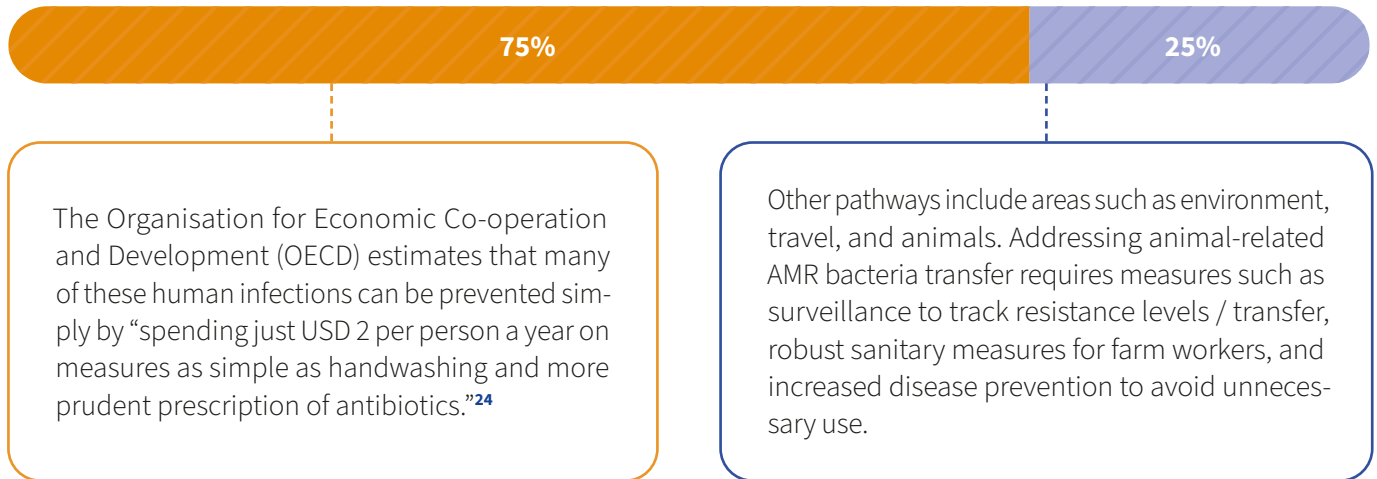
Human fluoroquinolone-Resistant Campylobacter Infections in the U.S. (% of total infections)²²



Focus on transfer pathways to reduce resistant infections in people

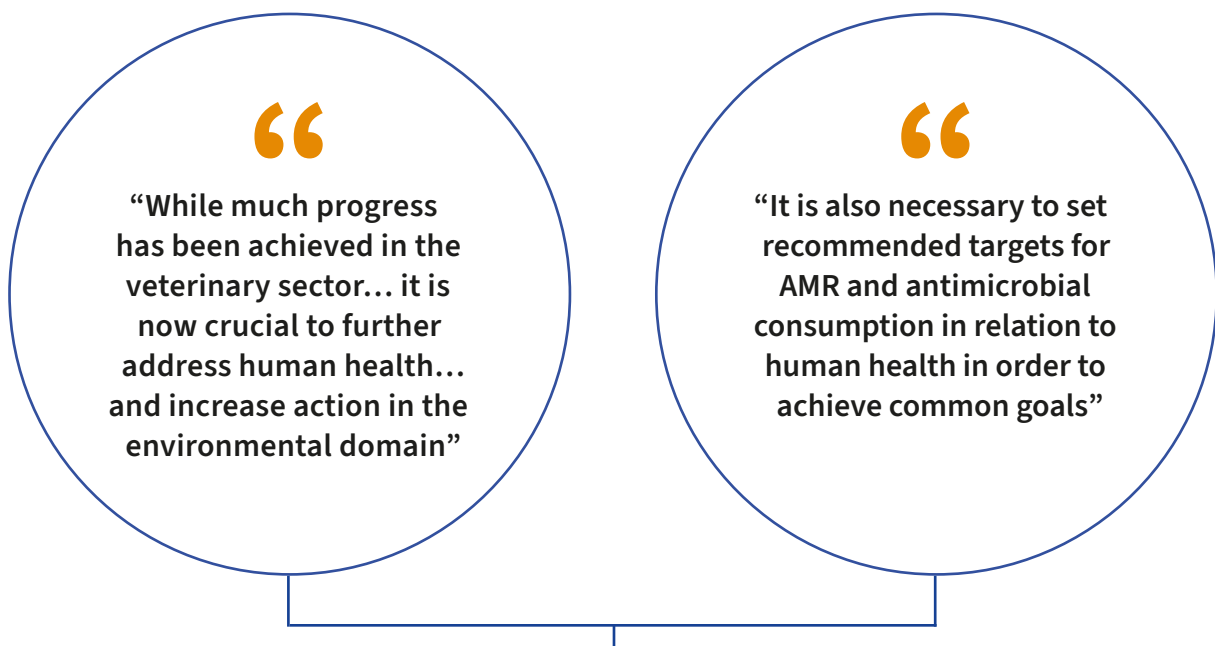
Most antibiotic-resistant bacteria are transferred to people through three primary pathways – from other people, animals and environment. Reducing human AMR requires considering interventions that target *where* transfer occurs in order to prevent infections and break the cycle of disease.

The European Centre for Disease Control estimates that:
“75% of disease linked to resistant bacteria is due to healthcare-associated infections”²³



“It is now crucial to further address human health”

Improving prevention and responsible use solely in animals without complementary actions in people and environment means human AMR infection levels will likely continue to rise. Authorities agree that complementary action must be ‘stepped up,’ as the European Commission recently stated.

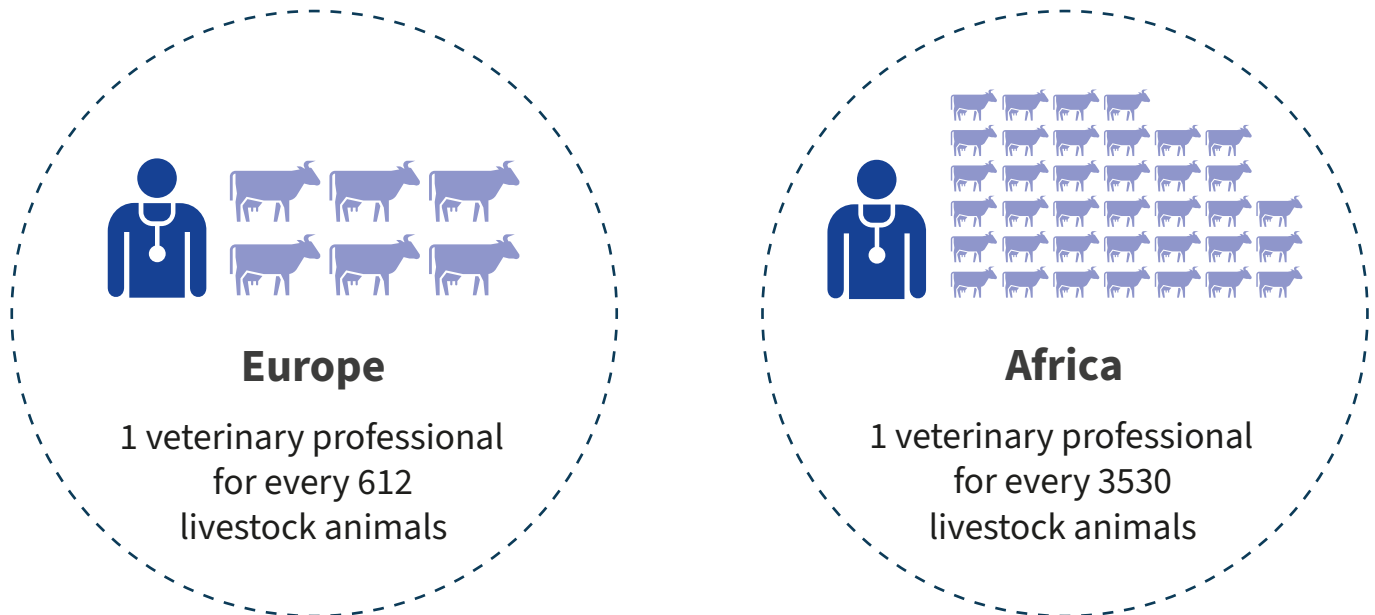


European Commission on ‘stepping up EU actions to combat antimicrobial resistance in a One Health approach’²⁵

Greater capacity for prevention needed in animal health

Animal disease prevention is the primary way to reduce the need for antibiotics and ensure that risk of AMR transfer remains low. This is particularly important in emerging markets where production will grow in the coming decades. However, veterinary capacity and investment in animal health remains low in these markets compared to developed regions. For instance, there are five to six times as many veterinary professionals per livestock animal in Europe compared to Africa.

Ratio of veterinary professionals per livestock animal in Europe versus Africa ²⁶




Goals need to be focused on prevention and optimized use

194 countries across the world signed on to the Global Action Plan on AMR in 2015, which accelerated efforts to tackle this challenge. At the core are two key objectives that address disease and antibiotic use. This approach recognizes that prevention is essential, and efforts must focus on optimizing use, not simply reducing the use of antibiotics. This recognizes that antibiotics will always be necessary for treating bacterial disease and supporting animal welfare.

Objectives of the World Health Organization's Global Action Plan on AMR²⁷

Reduce the incidence of infection

Optimize the use of antibiotics in human and animal health



Endnotes

- 1 <https://digitallibrary.un.org/record/842813?ln=en>
- 2 <https://www.woah.org/en/new-report-reveals-global-decrease-in-antimicrobial-use-in-animals/>
- 3 Data provided by CEESA. Their International Sales Survey covers sales from the 9 largest global animal health manufacturers (all HealthforAnimals Members) and local/regional manufacturers in Italy, Spain, the UK and Latin America.
- 4 Source: Antimicrobial Resistance in the EU/EEA: A One Health Response, <https://www.ecdc.europa.eu/sites/default/files/documents/antimicrobial-resistance-policy-brief-2022.pdf>
- 5 <https://www.woah.org/en/new-report-reveals-global-decrease-in-antimicrobial-use-in-animals/>
- 6 Calculation reflects the forthcoming WHO Medically Important Antimicrobial List where all penicillins are now a 'highly important' antimicrobial. Globally: WOA, 7th Annual Report on Antimicrobial Agents Intended for Use in Animals, USA: USFDA, 2021 Summary Report On Antimicrobials Sold or Distributed for Use in Food-Producing Animals, Europe: 2023 ESVAC Report
- 7 Calculation reflects the forthcoming WHO Medically Important Antimicrobial List where Macrolides are no longer an HP-CIA. WOA's '7th Annual Report on Antimicrobial Agents Intended for Use in Animals' states that fluoroquinolones and 3rd & 4th gen cephalosporins are **3.4% and 0.6%** of animal use respectively. WOA also stated in direct correspondence that bacitracin is 90% of polypeptide use (8.7%), meaning that only 10% (.87%) could potentially be polymixins, an HP-CIA
- 8 38.6% of human use is Watch antibiotics. Reserve is less than 1%. <https://www.cidrap.umn.edu/antimicrobial-stewardship/global-use-broad-spectrum-antibiotics-rising-data-show>
- 9 <https://adoptaware.org/>
- 10 <https://academic.oup.com/jac/article-abstract/77/12/3301/6750681>
- 11 https://assets.publishing.service.gov.uk/government/uploads/system/uploads/attachment_data/file/1126449/TP_FINAL_VARSS_Highlights_2021_2022_41102022-accessible.pdf
- 12 List of Antimicrobial classes authorized for humans and animals on page 24: https://cdn.who.int/media/docs/default-source/antimicrobial-resistance/amr-gcp-irc/who_mialist_draft_forexternaldiscussion.pdf?sfvrsn=af6f2ebf_1. Percentages of use in animals can be found in the WOA Seventh Annual Report on Antimicrobial Agents Intended for Use in Animals
- 13 [https://www.thelancet.com/journals/lanplh/article/PIIS2542-5196\(19\)30130-5/fulltext](https://www.thelancet.com/journals/lanplh/article/PIIS2542-5196(19)30130-5/fulltext)
- 14 [https://www.thelancet.com/journals/laninf/article/PIIS1473-3099\(19\)30273-7/fulltext](https://www.thelancet.com/journals/laninf/article/PIIS1473-3099(19)30273-7/fulltext)
- 15 <https://journals.asm.org/doi/10.1128/mBio.02693-18>
- 16 <https://www.ncbi.nlm.nih.gov/pmc/articles/PMC9047676/>
- 17 <https://pubmed.ncbi.nlm.nih.gov/36136696/>
- 18 The study, [Global burden of bacterial antimicrobial resistance in 2019: a systematic analysis](#), examined 22 bacteria. Linked to food-borne illness: non-typhoidal salmonella (5620 deaths). Partially linked: enterococcus faecalis (30200 deaths), enterococcus faecium (53500 deaths), escherichia coli (219000 deaths). Not linked: Acinetobacter baumannii Citrobacter spp, (ESBL)-Enterobacter spp, Other enterococci, Group A Streptococcus, Haemophilus influenzae, Klebsiella pneumoniae, Morganella spp, Mycobacterium tuberculosis, Proteus spp, Pseudomonas aeruginosa, S Paratyphi, S Typhi, Serratia spp, Shigella spp, Staphylococcus aureus, Streptococcus pneumoniae (961,680 deaths)
- 19 <https://www.cdc.gov/drugresistance/biggest-threats.html>
- 20 <https://www.ncbi.nlm.nih.gov/pmc/articles/PMC5414261/>
- 21 <https://www.fda.gov/animal-veterinary/recalls-withdrawals/withdrawal-enrofloxacin-poultry>
- 22 Data is from the United States' National Antimicrobial Resistance Monitoring System (NARMS) - <https://wwwn.cdc.gov/narmsnow/>
- 23 <https://www.ecdc.europa.eu/en/news-events/ecdc-calls-continued-action-address-antimicrobial-resistance-healthcare-settings>
- 24 <https://www.oecd.org/health/stopping-antimicrobial-resistance-would-cost-just-usd-2-per-person-a-year.htm>
- 25 https://ec.europa.eu/commission/presscorner/detail/en/qanda_23_1845
- 26 WOA data states the ratio of veterinary professionals per livestock unit is 3530:1 in Africa and 612:1 in Europe. Source: WOA 2022 Observatory Annual Report
- 27 <https://www.who.int/publications/i/item/9789241509763>

More information

This document was produced by HealthforAnimals, the Global Animal Health Association. For more data on antimicrobial resistance and other topics, visit our website, HealthforAnimals.org.